

Response to Request for Civil Harassment Restraining Orders

Forms Needed: (* Mandatory Forms)

- [Response to Request for Civil Harassment Restraining Orders \(CH-120\) *](#)
- [Proof of Service of Response by Mail \(CH-250\) *](#)
- [Proof of Firearms Turned In, Sold, or Stored \(CH-800\)](#) (*Mandatory, if restrained party owned firearms)

Response to Request for Civil Harassment Restraining Orders

A Response to Request for Civil Harassment Restraining Orders is the form to inform the judge your side of the story about what happened.

You can find more information at: <https://www.courts.ca.gov/1279.htm?rdeLocaleAttr=en>

1	Complete all Forms	Complete all the documents and sign them.
2	Serve Copy on Other Party	Have someone other than the people listed in the paperwork and who is 18 years or older mail a copy of each document and fill out the <i>Proof of Service of Response by Mail</i> (CH-120).
3	File with the Court	<p><u>In-Person:</u> Go to the Clerk's Office window. You will need the following:</p> <ul style="list-style-type: none">• The original and at least a copy (max 2)• The filing fee or fee waiver <p><u>Drop box or Mail:</u> Use the drop off box or mail your forms to the court listed on your forms. Include the following:</p> <ul style="list-style-type: none">• The original and at least a copy (max 2)• An envelope addressed to yourself with sufficient postage affixed. <p><u>Online:</u> Submit your forms online via eFiling through an electronic filing service provider (EFSP).:</p> <ul style="list-style-type: none">• Electronically sign your documents at all signature lines in the document.• Read information on eFiling form at: https://riverside.courts.ca.gov/FormsFiling/EFiling/civil-efiling.php <p><i>* The filing fee or fee waiver⁽²⁾ may be required at the time of submission. Once the court files the documents, the copies will be returned to you in the same way they were filed.</i></p>
4	Attend Court Hearing	Attend your scheduled court hearing date.

DISCLAIMER: Our Self-Help Center staff is not your private attorney and does not represent any party. There is NO attorney-client relationship and staff is unable to provide legal advice based on your individual facts. The Self-Help Center staff may provide information and services to the other party in the case. Further, communications between you and Self-Help Center staff is NOT Confidential. You should consult with your own attorney if you want personalized advice or strategy, to have a confidential conversation, or to be represented by an attorney in court.

Superior Court of California County of Riverside
Response to Request for Civil Harassment Restraining Orders

Your Information:

Name (First, Middle, Last): _____

Street Address: _____

City: _____ State: _____ Zip Code: _____

Telephone Number: _____

Person Who Asked for Restraining Order:

Name (First, Middle, Last): _____

Case Number (as listed on Request for Restraining Order): _____

Do you agree or disagree with the protected parties' requests?

- | | | |
|---|--|-----------------------------------|
| <input type="checkbox"/> Personal Conduct Orders | <input type="checkbox"/> Agree | <input type="checkbox"/> Disagree |
| <input type="checkbox"/> Stay-Away Order | <input type="checkbox"/> Agree | <input type="checkbox"/> Disagree |
| <input type="checkbox"/> Additional Protected Persons | <input type="checkbox"/> Agree | <input type="checkbox"/> Disagree |
| <input type="checkbox"/> Guns, Other Firearms, or Ammunition | <input type="checkbox"/> Ask for Exemption | <input type="checkbox"/> None |
| <input type="checkbox"/> Possession and Protection of Animals | <input type="checkbox"/> Agree | <input type="checkbox"/> Disagree |
| <input type="checkbox"/> Other Orders | <input type="checkbox"/> Agree | <input type="checkbox"/> Disagree |

Court Address (as listed on Request for Restraining Order):

Today's Date: _____

What is a civil harassment restraining order?

It is a court order that prohibits you from doing certain things and going to certain places.

What does the order do?

The court can order you to:

- Not contact the person who asked for the order
- Stay away from that person and the person’s home and workplace
- Not have any firearms (guns), firearm parts, ammunition, or body armor as long as the order is in effect. This includes firearm receivers and frames, and any item that may be used as or easily turned into a receiver or frame (see Penal Code section 16531).

For more information about the items you would not be allowed to have, please see selfhelp.courts.ca.gov/restraining-orders/prohibited-items.

Who can ask for a civil harassment restraining order?

A person who is worried about safety because they have been or are being:

- Stalked
- Harassed
- Assaulted, including sexually, *or*
- Threatened with violence

I've been served with a request for civil harassment restraining orders. What do I do now?

Read the papers served on you very carefully. The *Notice of Court Hearing* tells you when to appear in court. There may also be a *Temporary Restraining Order* forbidding you from doing certain things. You must obey the order until the hearing.

What if I don't agree with what the order says?

You still must obey the order until the hearing. If you disagree with the orders the person is asking for, fill out form [CH-120, Response to Request for Civil Harassment Restraining Orders](#), before your hearing date and file it with the court. If you need to include attachments, you can use form [MC-025](#). You can get the forms from legal publishers or from the California Courts website at courts.ca.gov/rules-forms/find-your-court-forms. Forms may also be at your local courthouse or county law library.

What if I don't obey the order?

The police can arrest you. You can go to jail and pay a fine.

Do I have to serve the other person with a copy of my response?

Yes. Have someone age 18 or older—**not you**—mail a copy of completed form CH-120 to the person who asked for the order (or that person’s lawyer). (This is called “service by mail.”)

The person who serves the form by mail must fill out form [CH-250, Proof of Service by Mail](#). Have the person who did the mailing sign the original. Take the completed form back to the court clerk or bring it with you to the hearing.

Should I go to the court hearing?

Yes. You should go to court on the date listed on form CH-109, *Notice of Court Hearing*. If you do not go to the hearing, the judge can make orders against you without hearing from you.

CH-109 Notice of Court Hearing Clerk stamps date here when form is filed.

1 Person Seeking Protection

a. Your Full Name: _____

Your Lawyer (if you have one for this case):
 Name: _____ State Bar No.: _____
 Firm Name: _____

b. Your Address (if you have a lawyer, give your lawyer's information. If you do not have a lawyer and want to keep your home address private, you may give a different mailing address instead. You do not have to give telephone, fax, or email.)
 Address: _____
 City: _____ State: _____ Zip: _____
 Telephone: _____ Fax: _____
 Email Address: _____

Fill in court name and street address:
 Superior Court of California, County of _____

Court fills in case number when form is filed.
 Case Number: _____

2 Person From Whom Protection Is Sought
 Full Name: _____
The court will complete the rest of this form.

3 Notice of Hearing
 A court hearing is scheduled on the request for restraining orders against the person in **2**:
 Name and address of court if different from above: _____
 Date: _____ Time: _____
 Dept.: _____ Room: _____

To the person in 2:

- If you attend the hearing (in person, by phone, or by videoconference) and the judge grants a restraining order against you, the order will be effective immediately, and you could be arrested if you violate the order.
- If you do not attend the hearing, the judge may still grant the restraining order that could last up to five years. After you receive a copy of the order, you could be arrested if you violate the order.

4 Temporary Restraining Orders (Any orders granted are on form CH-110, served with this notice.)

a. Temporary restraining orders for personal conduct and stay-away orders as requested in form CH-100, Request for Civil Harassment Restraining Orders, are (check only one box below):

(1) All GRANTED until the court hearing.

(2) All DENIED until the court hearing. (Specify reasons for denial in b, below.)

(3) Partly GRANTED and partly DENIED until the court hearing. (Specify reasons for denial in b, below.)

Judicial Council of California, [courts.ca.gov](#)
 Rev. January 1, 2016. Mandatory Form
 Code Civ. Proc., §§ 527.6, 527.9
 Approved by DOJ

Notice of Court Hearing
(Civil Harassment Prevention)

CH-109, Page 1 of 3 →



How long does the order last?

If the court issued a temporary restraining order before the hearing, it will last until your hearing date. At that time, the court will decide to continue or cancel the order. Any order issued at the hearing can last for up to five years.

Do I need a lawyer?

Having a lawyer is always a good idea, but it is not required, and you are not entitled to a free, court-appointed attorney. Ask the court clerk about free and low-cost legal services and self-help centers in your county.

Will I see the person who asked for the order at the court hearing?

Yes. Assume that the person who is asking for the order will attend the hearing. Do not talk to them unless the judge or that person's attorney says that you can.

Can I bring a witness to the court hearing?

Yes. You can bring witnesses or documents that support your case to the hearing. But if possible, you should also bring the witnesses' written statements of what they saw or heard. Their statements must be made under penalty of perjury. You can use form [MC-030](#) for this.

What if I don't speak English?

When you file your papers, ask the clerk if a court interpreter is available. You can also use form [INT-300](#), *Request for Interpreter (Civil)*, or a local court form or website to request an interpreter. For more information about court interpreters, go to selfhelp.courts.ca.gov/request-interpreter.

Information about the process is also available online.

See selfhelp.courts.ca.gov/CH-restraining-order.

For help in your area, contact:

[Local information may be inserted.]

What if I have a firearm (gun), firearm part, or ammunition?

If a restraining order is issued, you cannot own, possess, or have a firearm (gun), firearm parts, ammunition, or body armor while the order is in effect. If you have a firearm (gun), firearm parts, or ammunition, you must sell it to or store it with a licensed gun dealer, or turn it in to a law enforcement agency.

What if I need to have a firearm or ammunition for my job?

If the judge grants a restraining order against you, you cannot have firearms or ammunition. The judge may give you permission to have a firearm or ammunition for work. Before permission can be granted, you will be required to show the judge that (1) carrying a firearm or ammunition is required for your work, and (2) your employer is unable to reassign you to another position where carrying a firearm or ammunition is not necessary. There are other things that you will have to prove. For more information, go to selfhelp.courts.ca.gov/respond-to-CH-restraining-order/obey-firearms-orders/exception, or see Code of Civil Procedure section 527.9(f).

What if I need to have body armor?

If you need to have and use body armor for your work, livelihood, or safety, you may ask for an exception with the chief of police or sheriff in the county where you will have and use the body armor (see Penal Code section 31360(c)).

Can I agree with the protected person to cancel the order?

No. Once the order is issued, only the judge can change or cancel it. You or the protected person would have to file a request with the court to cancel the order.

What if I have a disability?

If you have a disability and need an accommodation while you are at court, you can use form [MC-410](#), *Disability Accommodation Request*, to make your request. You can also ask the ADA Coordinator in your court for help. For more information, see form [MC-410-INFO](#), *How to Request a Disability Accommodation for Court*.

Clerk stamps date here when form is filed.

Use this form to respond to the Request (form CH-100)

- Read *How Can I Respond to a Request for Civil Harassment Restraining Orders?* (form [CH-120-INFO](#)) to protect your rights.
- Fill out this form and take it to the court clerk.
- Have someone age 18 or older—**not you**—serve the person in ① or their lawyer by mail with a copy of this form and any attached pages. (Use form [CH-250](#), Proof of Service by Mail.)

Fill in court name and street address:

Superior Court of California, County of Riverside

Court fills in case number when form is filed.

Case Number:

① Person Seeking Protection

Full name of person seeking protection (see form CH-100, item 1):

② Person From Whom Protection Is Sought

a. Your Name: _____
 Your Lawyer (if you have one for this case)
 Name: _____ State Bar No.: _____
 Firm Name: _____

b. Your Address (If you have a lawyer, give your lawyer's information. If you do not have a lawyer and want to keep your home address private, you may give a different mailing address instead. You do not have to give telephone, fax, or email.)

Address: _____
 City: _____ State: _____ Zip: _____
 Telephone: _____ Fax: _____
 Email Address: _____

Present your response and any opposition at the hearing. Write your hearing date, time, and place from form CH-109, item 3, here:

Hearing Date → Date: _____ Time: _____
 Dept.: _____ Room: _____

If you were served with a temporary restraining order, you must obey it until the hearing. At the hearing, the court may make orders against you that last for up to five years.

③ Personal Conduct Orders

- a. I agree to the orders requested.
- b. I do not agree to the orders requested. (Specify why you disagree in ⑫ on page 4.)
- c. I agree to the following orders (Specify below or in ⑫ on page 4.)

④ Stay-Away Orders

- a. I agree to the orders requested.
- b. I do not agree to the orders requested. (Specify why you disagree in ⑫ on page 4.)
- c. I agree to the following orders (specify below or in ⑫ on page 4):



5 **Additional Protected Persons**

- a. I agree that the persons listed in item 3 of form CH-100 may be protected by the order requested.
- b. I do not agree that the persons listed in item 3 of form CH-100 may be protected by the order requested.

6 **Firearms (Guns), Firearm Parts, and Ammunition**

If you were served with form CH-110, *Temporary Restraining Order*, you cannot own or possess any firearms (guns), firearm parts, or ammunition. This includes firearm receivers and frames, and any item that may be used as or easily turned into a receiver or frame (see Penal Code section 16531). (See item 7 of form CH-110.) You must sell to or store with a licensed gun dealer, or turn in to a law enforcement agency, any firearms (guns), firearm parts, and ammunition in your immediate possession or control within 24 hours of being served with form CH-110. You must file a receipt with the court. You may use *Receipt for Firearms, Firearm Parts, and Ammunition* (form [CH-800](#)) for the receipt.

- a. I do not own or control any firearms (guns), firearm parts, or ammunition.
- b. I have turned in my firearms (guns), firearm parts, and ammunition to law enforcement or sold them to or stored them with a licensed gun dealer. A copy of the receipt

- (1) is attached.
- (2) has already been filed with the court.

- c. I ask for an exception to carry a firearm or ammunition for work. *(Complete items (1)–(3) below):*

- (1) Are you a sworn peace officer?

- No
- Yes

- (2) Are there any orders or state or federal laws that prohibit you from having firearms or ammunition?

- No
- I don't know *(explain):*

- Yes *(explain):*

- (3) *(Explain what your job is and why you need a firearm or ammunition):*

(Note: You **must** follow any orders to turn in, sell, or store prohibited items until the judge decides whether to grant you an exception. Before an exception can be granted, you will be required to show the judge that (1) carrying a firearm or ammunition is required for your work, and (2) your employer is unable to reassign you to another position where carrying a firearm or ammunition is not necessary. There are other things you will need to prove. For more information on what you need to show the judge to qualify for this exception, go to selfhelp.courts.ca.gov/respond-to-CH-restraining-order/obey-firearms-orders/exception or see Code of Civil Procedure section 527.9(f).)



7 No Body Armor

If you were served with form CH-110, *Temporary Restraining Order*, you are prohibited from owning, possessing, or buying body armor. You must also relinquish any body armor you have in your possession.

(Check all that apply):

- a. I do not own or have any body armor.
- b. I have relinquished all body armor that I have in my possession.
- c. I was granted an exception, or will ask for an exception, to have body armor. Note: This exception is granted by a chief of police or sheriff. See Penal Code section 31360(c). *(Attach a copy of the letter granting permission, if you have one.)*

8 Possession and Protection of Animals

- a. I agree to the orders requested.
- b. I do not agree to the orders requested. *(Specify why you disagree in 12 on page 4.)*
- c. I agree to the following orders *(specify below or in 12 on page 4):*

9 Other Orders

- a. I agree to the orders requested.
- b. I do not agree to the orders requested. *(Specify why you disagree in 12 on page 4.)*
- c. I agree to the following orders *(specify below or in 12 on page 4):*

10 Denial

I did not do anything described in item 7 of form CH-100. *(Skip to 12.)*



13 **No Fee for Filing**

- a. I request that I not be required to pay the filing fee because the person in **1** claims in form CH-100, item 13, to be entitled to free filing.
- b. I request that I not be required to pay the filing fee because I am eligible for a fee waiver. (Form [FW-001](#), Request to Waive Court Fees, *must be filed separately.*)

14 **Lawyer's Fees and Costs**

- a. I ask the court to order payment of my Lawyer's fees Court costs.

The amounts requested are:

<u>Item</u>	<u>Amount</u>	<u>Item</u>	<u>Amount</u>
_____	\$ _____	_____	\$ _____
_____	\$ _____	_____	\$ _____
_____	\$ _____	_____	\$ _____

Check here if there are more items. Put the items and amounts on an attached sheet of paper and write "Attachment 14—Lawyer's Fees and Costs" for a title. You may use form MC-025, Attachment.

- b. I ask the court to deny the request of the person asking for protection that I pay their lawyer's fees and costs.

15 Number of pages attached to this form, if any: _____

Date: _____

Lawyer's name (if any)



Lawyer's signature

I declare under penalty of perjury under the laws of the State of California that the information above and on all attachments is true and correct.

Date: _____

Type or print your name



Sign your name

SHORT TITLE: _____ VS. _____	CASE NUMBER:
---------------------------------------	----------------------

ATTACHMENT (Number): _____

(This Attachment may be used with any Judicial Council form.)

(If the item that this Attachment concerns is made under penalty of perjury, all statements in this Attachment are made under penalty of perjury.)

Page _____ of _____

(Add pages as required)

Clerk stamps date here when form is filed.

1 Person Seeking Protection

Name: _____

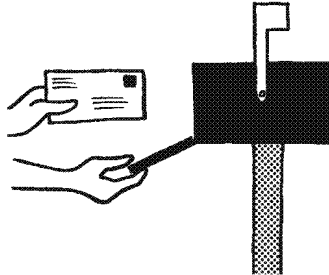
2 Person From Whom Protection Is Sought

Your Name: _____

3 Notice to Server

The server must:

- Be 18 years of age or older.
- Live or be employed in the county where the mailing took place.
- Not be listed in items 1 or 3 of Form CH-100.
- Mail a copy of all documents checked in 4 to the person in 1.
- Complete and sign this form and give it to the person in 2.



Fill in court name and street address:

Superior Court of California, County of Riverside

Fill in case number:

Case Number: _____

4 PROOF OF SERVICE BY MAIL

I am 18 years of age or older and not a party to this proceeding. I live or am employed in the county where the mailing took place. I mailed the person in 1 a copy of all documents checked below:

- a. Form CH-120, *Response to Request for Civil Harassment Restraining Orders*
- b. Other (specify): _____

5 I placed copies of the documents checked above in a sealed envelope and mailed them as described below:

- a. Mailed to (name): _____
- b. To this address: _____
City: _____ State: _____ Zip: _____
- c. On (date): _____ Mailed from: City: _____ State: _____

6 Server's Information

Name: _____
 Address: _____
 City: _____ State: _____ Zip: _____
 Telephone: _____
 (If you are a registered process server):
 County of registration: _____ Registration number: _____

I declare under penalty of perjury under the laws of the State of California that the information above is true and correct.

Date: _____

Type or print server's name

Server to sign here

1 What is a firearm?

A firearm is a:

- Handgun
- Rifle
- Shotgun
- Assault weapon

**2 If you own or have a firearm you must:**

- Turn it in to local law enforcement
- Sell it to a licensed firearms dealer, or
- Store it with a licensed firearms dealer

3 How do I sell or store my firearm?

Find a California licensed firearms dealer in your area.

Look under “Firearms Dealers” in your local Yellow Pages or on the Internet. Make sure the dealer is licensed.

4 How do I take my firearm to law enforcement?

Call your local law enforcement agency to ask about their procedures. Take a copy of the restraining order with you. Go directly to the law enforcement agency. Do not go anywhere else with firearms in your vehicle!

5 If I turn my firearm in to law enforcement, how long will they keep it?

Ask the law enforcement agency.

6 After I give my firearm to law enforcement, can I change my mind?

Yes. You are allowed to make one sale through a licensed gun dealer. To do this, a licensed gun dealer must present a bill of sale to your local law enforcement agency. The law enforcement agency will give the licensed gun dealer the firearm you are selling.

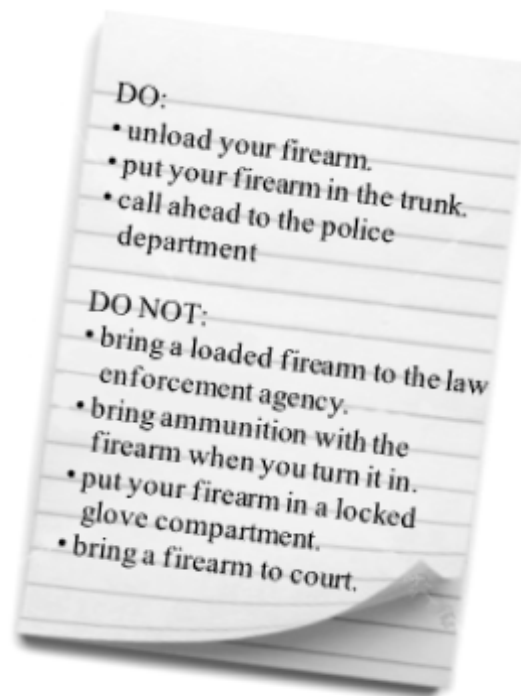
7 Do I have to pay the law enforcement agency to keep my firearm?

You may have to pay the agency for keeping your firearm. Contact your local law enforcement agency and ask if a fee is charged. The agency will tell you how much you need to pay.

8 Questions?

Call your local law enforcement agency:

(Insert local information here.)



Clerk stamps date here when form is filed.

Fill in court name and street address:

Superior Court of California, County of Riverside

Court fills in case number when form is filed.

Case Number:

1 Protected Person

Name: _____

2 Restrained Person

a. Your Name _____

Your Lawyer *(if you have one for this case):*

Name: _____ State Bar No.: _____

Firm Name: _____

b. Your Address *(If you have a lawyer, give your lawyer's information. If you do not have a lawyer and want to keep your home address private, you may give a different mailing address instead. You do not have to give telephone, fax, or e-mail.):*

Address: _____

City: _____ State: _____ Zip: _____

Telephone: _____ Fax: _____

E-Mail Address: _____

3 To the Restrained Person:

If the court has ordered you to turn in, sell, or store your firearms, you may use this form to prove to the court that you have obeyed its orders. When you deliver your unloaded weapons, ask the law enforcement officer or the licensed gun dealer to complete item 4 or 5 and item 6. After the form is signed, file it with the court clerk. Keep a copy for yourself. For help, read Form CH-800-INFO, *How Do I Turn in, Sell, or Store My Firearms?*

4 To Law Enforcement

Fill out items 4 and 6 of this form. Keep a copy and give the original to the person who turned in the firearms.

The firearms listed in 6 were turned in on:

Date: _____ at: _____ a.m. p.m.

To: _____
Name and title of law enforcement agent

Name of law enforcement agency

Address

I declare under penalty of perjury under the laws of the State of California that the information above is true and correct.

▶ _____
Signature of law enforcement agent

5 To Licensed Gun Dealer

Fill out items 5 and 6 of this form. Keep a copy and give the original to the person who sold you the firearms or stored them with you.

The firearms listed in 6 were

sold to me transferred to me for storage on:

Date: _____ at: _____ a.m. p.m.

To: _____
Name of licensed gun dealer

License number Telephone

Address

I declare under penalty of perjury under the laws of the State of California that the information above is true and correct.

▶ _____
Signature of gun dealer



6 Firearms

	<u>Make</u>	<u>Model</u>	<u>Serial Number</u>
a.	_____	_____	_____
b.	_____	_____	_____
c.	_____	_____	_____
d.	_____	_____	_____
e.	_____	_____	_____

Check here if you turned in, sold, or stored more firearms. Attach a sheet of paper and write "CH-800, Item 6—Firearms Turned In, Sold, or Stored" for a title. Include make, model, and serial number of each firearm. You may use Form MC-025, Attachment.


7 Do you have, own, possess, or control any other firearms besides the firearms listed in **6**? Yes No
If you answered yes, have you turned in, sold, or stored those other firearms? Yes No
If yes, check one of the boxes below:

- a. I filed a *Proof of Firearms Turned In, Sold, or Stored* for those firearms with the court on (date):
- b. I am filing the proof for those firearms along with this proof.
- c. I have not yet filed the proof for the other firearms. (Explain why not):
 Check here if there is not enough space below for your answer. Put your complete answer on the attached sheet of paper or Form MC-025 and write "Attachment 7c" for a title.

I declare under penalty of perjury under the laws of the State of California that the information above is true and correct.

Date:

Type or print your name

 _____
Sign your name

Empty box for clerk stamping date.

1 Petitioner

Name: _____

2 Restrained Person

a. Your Name: _____

Your Lawyer (if you have one for this case):

Name: _____ State Bar No.: _____

Firm Name: _____

b. Your Address (If you have a lawyer, give your lawyer's information. If you do not have a lawyer and want to keep your home address private, you may give a different mailing address instead. You do not have to give telephone, fax, or email.)

Address: _____

City: _____ State: _____ Zip: _____

Telephone: _____ Fax: _____

Email Address: _____

Fill in court name and street address:

Superior Court of California, County of Riverside

Court fills in case number when form is filed.

Case Number:

Empty box for Case Number.

3 To the Restrained Person:

If a judge has ordered you to turn in, sell, or store your firearms (guns), ammunition, and firearm parts—meaning receivers, frames, or any item that may be used as or easily turned into a receiver or frame (see Penal Code section 16531)—use this form to prove to the judge that you have obeyed their orders. Take this form to a law enforcement officer or a licensed gun dealer to complete 4 or 5. For more information on how to properly turn in your items, read form CH-800-INFO, *How Do I Turn In, Sell, or Store My Firearms, Firearm Parts, and Ammunition?*

4 To Law Enforcement

(Complete the section below. Keep a copy and give the original to the person in 2.)

Name of Law Enforcement Agency: _____

Name of Law Enforcement Agent: _____

Address: _____

Telephone: _____ Email Address: _____

Items Surrendered

a. Firearms, firearm parts, and ammunition transferred on:

Date: _____ Time: _____ a.m. p.m.

b. List of items (List all the items surrendered by the person in 2. You may attach a separate form from your agency (e.g., a property report), use 6, or both. Check below if you have attached a separate form):

Separate form is attached. (If it does not include all surrendered items, list additional items in 6.)

I declare under penalty of perjury under the laws of the State of California that the information above is true and correct.

Signature of law enforcement agent: _____



5

To Licensed Gun Dealer

(Complete the section below. Keep a copy and give the original to the person in ②.)

Name of Licensed Gun Dealer: _____

License number: _____

Address: _____

Telephone: _____ Email Address: _____

Items Stored or Sold

a. Firearms, firearm parts, and ammunition transferred on:

Date: _____ Time: _____ a.m. p.m.

b. List of items (List all the items surrendered by the person in ②). You may attach a separate form (e.g., Department of Justice’s Report of Firearms Acquisition) or you may use ⑥. Check below if you have attached a separate form):

Separate form is attached. (If it does not include all surrendered items, list additional items in ⑥.)

I declare under penalty of perjury under the laws of the State of California that the information above is true and correct.

▶ Signature of licensed gun dealer: _____

⑥ **List of Items Surrendered**

Firearms and firearm parts

	Make	Model	Serial number, if there is one	Sold	Stored	To be destroyed
(1)	_____	_____	_____	<input type="checkbox"/>	<input type="checkbox"/>	<input type="checkbox"/>
(2)	_____	_____	_____	<input type="checkbox"/>	<input type="checkbox"/>	<input type="checkbox"/>
(3)	_____	_____	_____	<input type="checkbox"/>	<input type="checkbox"/>	<input type="checkbox"/>
(4)	_____	_____	_____	<input type="checkbox"/>	<input type="checkbox"/>	<input type="checkbox"/>
(5)	_____	_____	_____	<input type="checkbox"/>	<input type="checkbox"/>	<input type="checkbox"/>
(6)	_____	_____	_____	<input type="checkbox"/>	<input type="checkbox"/>	<input type="checkbox"/>

Ammunition

	Brand	Type	Amount	Sold	Stored	To be destroyed
(1)	_____	_____	_____	<input type="checkbox"/>	<input type="checkbox"/>	<input type="checkbox"/>
(2)	_____	_____	_____	<input type="checkbox"/>	<input type="checkbox"/>	<input type="checkbox"/>
(3)	_____	_____	_____	<input type="checkbox"/>	<input type="checkbox"/>	<input type="checkbox"/>
(4)	_____	_____	_____	<input type="checkbox"/>	<input type="checkbox"/>	<input type="checkbox"/>
(5)	_____	_____	_____	<input type="checkbox"/>	<input type="checkbox"/>	<input type="checkbox"/>
(6)	_____	_____	_____	<input type="checkbox"/>	<input type="checkbox"/>	<input type="checkbox"/>

Check here if there is not enough space above for your answer. Use a separate sheet of paper to list other items. Write “CH-800, item 6” at the top, and attach it to this form.



7 To the Restrained Person:

Besides the items listed on page 2 or in an attached form, do you have or own any other firearms (guns), firearm parts, or ammunition?

No

Yes (If yes, check one of the boxes below):

a. I filed a *Receipt for Firearms, Firearm Parts, and Ammunition* (form CH-800) or other proof for those items with the court on (date): _____

b. I am filing the proof for those firearms (guns), firearm parts, or ammunition along with this proof.

c. I have not yet filed the proof for the other firearms (guns), firearm parts, or ammunition.

(Explain why not):

Your signature

I declare under penalty of perjury under the laws of the State of California that the information above is true and correct.

Date: _____

Type or print your name



Sign your name

Your Next Steps

- After the form is complete, make two additional copies. Take the copies and original to the court clerk to file.
- Keep a copy for yourself.

Note that failure to file a receipt with the court is a violation of the court's order.